


The Complete "M" Series




KT45M



KF5M



MF7M



MK9M

General Pump proudly presents a line of plunger pumps designed for handling a variety of muds. The line includes 4 (four) different power frames covering a wide range of flow rates up to 105 gpm and pressures up to 1300 psi. Available gear boxes and hydraulic drive options for most models.

MODEL	VALVE TYPE	SLEEVE MATERIAL	RPM	FLOW	VOLUME DISPLACEMENT	PRESSURE	HP
KT45M	Ball	Ceramic	600	19.6 GPM	0.033 Gal/Rev	750 PSI	9.6
KF5M 5B	Ball	Ceramic	600	46.7 GPM	0.078 Gal/Rev	750 PSI	23.0
KF5M 9B	Ball	Steel	600	46.7 GPM	0.078 Gal/Rev	1,160 PSI	36.8

MODEL	VALVE TYPE	SLEEVE MATERIAL	GEARBOX RPM				FLOW	VOLUME DISPLACEMENT	PRESSURE	HP
			1:1.875	1:2.238	1:2.722	1:3.211				
MF7M 5B	Ball	Ceramic	410	490	590	700	53.3 GPM	0.245 Gal/Rev	750 PSI	26.2
MF7M 5D	Disc	Ceramic	520	620	750	880	67.1 GPM	0.245 Gal/Rev	750 PSI	33.0
MF7M 7B	Ball	Steel	410	490	590	700	53.3 GPM	0.245 Gal/Rev	1090 PSI	39.4
MF7M 7D	Disc	Steel	520	620	750	880	67.1 GPM	0.245 Gal/Rev	1090 PSI	49.5


MODEL	VALVE TYPE	SLEEVE MATERIAL	GEARBOX RPM				FLOW	VOLUME DISPLACEMENT	PRESSURE	HP
			1:1.61	1:2.22	1:2.65	1:3.29				
MK9M 5B	Ball	Ceramic	470	650	770	950	105.0 GPM	0.363 Gal/Rev	750 PSI	51.6
MK9M 5D	Disc	Ceramic	470	650	770	950	105.0 GPM	0.363 Gal/Rev	750 PSI	51.6
MK9M 8B	Ball	Steel	470	650	770	950	105.0 GPM	0.363 Gal/Rev	1090 PSI	82.5
MK9M 8D	Disc	Steel	470	650	770	950	105.0 GPM	0.363 Gal/Rev	1090 PSI	82.5

Our mission:


To be the best fluid control device company worldwide, providing our customers with superior and innovative products, coupled with a level of service that exceeds customer expectations. At GP Companies, Inc.: "We'll find a Way!"

M Series Pumps

A specialized line of pumps for muds, slurries & polymers



Distributed By



Buckhorn Pumps, Inc
1786 CR 490
Stephenville, TX 76401
PH: 254.965.2555


General Pump's "M" Series are specifically designed for handling fluids and muds typical of the drilling industry. This innovative pump line combines years of testing with the latest in technological advances to provide modern pumping solutions for any drilling task.

EASY MAINTENANCE

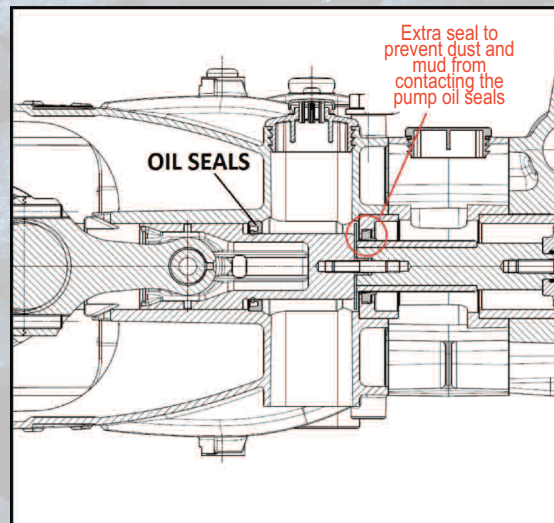
Traditionally maintenance can be a difficult task when plumbing is complicated or space is limited. The "M" Series packings are accessible from the front of the pump and easily changed in minutes without removing the manifold.

FEATURES & BENEFITS

- Nickel-plated manifold
- Self cleaning ball valves or disc style valves
- Kevlar impregnated packings
- High heat dissipation power end
- Splash lubricated gear end
- Quick servicing of packings (patent pending)
- Auxiliary PTO shaft available as an option (not available on MK9M)



DRIVE OPTIONS



The M Series is available with either ceramic lined cylinders or tungsten coated to promote longevity.




AVAILABLE OPTION:


ZGPM1 Tach Sensor
Inductive proximity sensor, includes female connector M12, 4 pin, field attachable, ring nut reduction M18 x 1, 12/24 VDC



Packings feature the latest technology. Materials include kevlar and rubber.



Suction and delivery valves are self-cleaning and made of high resistance stainless steel.



KT45M
SAE B 2/4F 13T
16/32DP

KF5M
SAE B or C 2/4F 14T
12/24DP


MF7M
SAE C 4F 14T
12/24DP

MK9M
SAE C 4F 14T
12/24DP
SAE D 4F 13T
30° 8/16 DP

HYDRAULIC MOTORS AVAILABLE UPON REQUEST



SAE B & C
Flange w/
Coupler



Attached
Gearbox
(KF5M only)



DIN



Aux. PTO
Drive
(Not available
on MK9M)

The M Series is designed to work with negative heads of 10 FEET and speeds as slow as 100 rpm